

# Specification Sheet

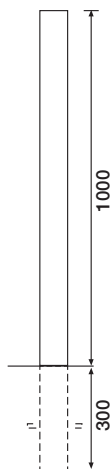
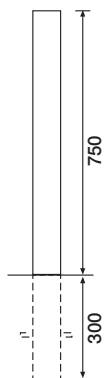
## Stainless Steel Bollard

### Flat Top



#### Features

- Flat top
- 2mm gauge
- Grade 304 stainless steel
- 240 grit matt satin polished



# Specification Sheet

## Stainless Steel Bollard

### Flat Top

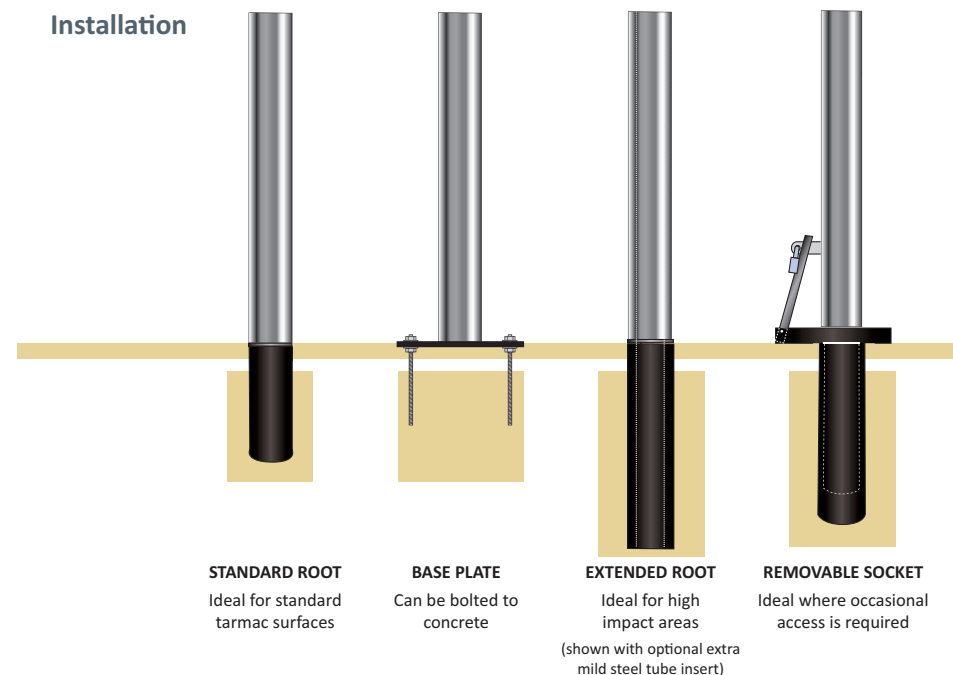
#### 750mm HIGH ABOVE GROUND WITH 300mm ROOT

	DIAMETER	GAUGE	OVERALL HEIGHT	
	76mm dia.	2mm	1050mm	
	89mm dia.	2mm	1050mm	
	101mm dia.	2mm	1050mm	
	114mm dia.	2mm	1050mm	
	129mm dia.	2mm	1050mm	
	140mm dia.	2mm	1050mm	
	154mm dia.	2mm	1050mm	
	204mm dia.	2mm	1050mm	

#### 1000mm HIGH ABOVE GROUND WITH 300mm ROOT

	DIAMETER	GAUGE	OVERALL HEIGHT	
	76mm dia.	2mm	1300mm	
	89mm dia.	2mm	1300mm	
	101mm dia.	2mm	1300mm	
	114mm dia.	2mm	1300mm	
	129mm dia.	2mm	1300mm	
	140mm dia.	2mm	1300mm	
	154mm dia.	2mm	1300mm	
	204mm dia.	2mm	1300mm	

#### Installation



#### Options

Grade 316 or 304 stainless steel  
 Base plate fixing  
 Removable fixing  
 500mm root  
 Steel inserts for additional strength  
 Reflective banding  
 Custom crests and logos  
 Bollard and chain  
 Mirror polished finish  
 Other polished finishes requiring less maintenance